

澳門科技大學
2020/2021 學年
本科生畢業一年後去向調查
Macau University of Science and Technology
2020/2021 Academic Year
Graduate Employment Survey Summary

在 2022 年 8 月 15 日至 2022 年 9 月 3 日，創業就業發展中心透過網絡問卷的方式，向 1,974 名已畢業一年（2020/2021 學年畢業生）的本科生進行調查，成功訪問的人數為 490 人。其中，本地畢業生 26 人（5.31%），非本地畢業生 464 人（94.69%）。

From August 15 to September 3, 2022, CECF surveyed 1,974 undergraduates who have graduated for one year (graduates of the 2020/2021 academic year) through an online questionnaire. There were 490 responses collected. Among them were 26 local graduates (5.31%), 464 non-local graduates (94.69%).

各學院受訪人數分佈 The number of respondents from each faculty is as follows:

學 院 Faculty	受訪者總數 Response rate
商學院 School of Business	33.67%
酒店與旅遊管理學院 Faculty of Hospitality and Tourism Management	22.45%
人文藝術學院 Faculty of Humanities and Arts	16.73%
法學院 Faculty of Law	8.98%
創新工程學院 Faculty of Innovation Engineering	5.10%
中醫藥學院 Faculty of Chinese Medicine	4.29%
藥學院 School of Pharmacy	2.04%
國際學院 University International College	6.53%
博雅學院 School of Liberal Arts	0.20%
總計 Total	100%

畢業後去向分佈 Distribution after graduation:

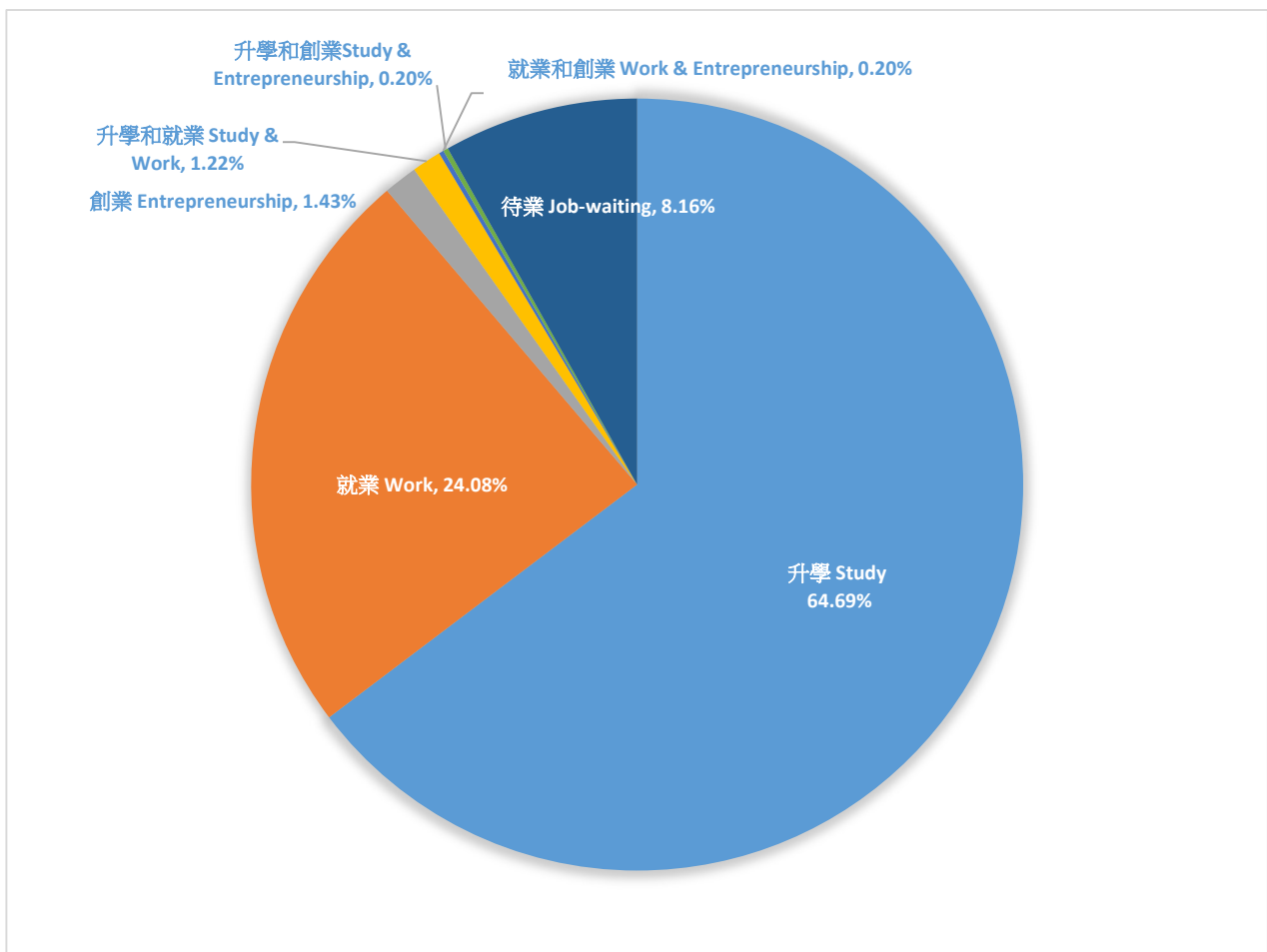
在 490 名學生中，畢業後去向佔比分佈如下：

Among the 490 students, distribution of their whereabouts after graduation is as follows:

- 升學 Study : 64.69%
- 就業 Work : 24.08%
- 創業 Entrepreneurship : 1.43%
- 升學和就業 Study & Work : 1.22%
- 就業和創業 Work & Entrepreneurship : 0.20%
- 升學和創業 Study & Entrepreneurship : 0.20%
- 待業 Job-waiting : 8.16%

畢業後去向比例分佈

Distribution of the students after graduation:



各學院畢業生，畢業一年後去向：

The whereabouts of the respondents from each college after graduation is as follows:

去向	商學院 School of Business	酒店與旅遊管理學院 Faculty of Hospitality and Tourism Management	人文藝術學院 Faculty of Humanities and Arts	法學院 Faculty of Law	創新工程學院 Faculty of Innovation Engineering	中醫藥學院 Faculty of Chinese Medicine	藥學院 School of Pharmacy	國際學院 University International College	博雅學院 School of Liberal Arts
升學 Study	67.88%	58.18%	69.51%	68.18%	68%	47.62%	50%	68.75%	0%
就業 Work	18.79%	30%	23.17%	18.18%	28%	47.62%	30%	18.75%	100%
創業 Entrepreneurship	0%	4.55%	2.44%	0%	0%	0%	0%	0%	0%
升學和就業 Study & Work	1.82%	0%	1.22%	0%	4%	0%	10%	0%	0%
就業和創業 Work & Entrepreneurship	0%	0.91%	0%	0%	0%	0%	0%	0%	0%
升學和創業 Study & Entrepreneurship	0.61%	0%	0%	0%	0%	0%	0%	0%	0%
待業 Job-waiting	10.91%	6.36%	3.66%	13.64%	0%	4.76%	10%	12.50%	0%
總計 Total	100%	100%	100%	100%	100%	100%	100%	100%	100%

畢業後升學的情況 Destination for graduate studies:

在畢業生中升學的 324 名（包括升學同時就業的 6 名學生、升學同時創業的 1 名學生）畢業生中，最多學生選擇留在澳門升學（31.48%），其次是選擇到英國升學（27.16%）。

Among the 324 graduates (including 6 students who are working, and 1 student who is entrepreneurship) pursuing further studies, most students choose to continue their studies in Macau (31.48%), followed by the United Kingdom (27.16 %).

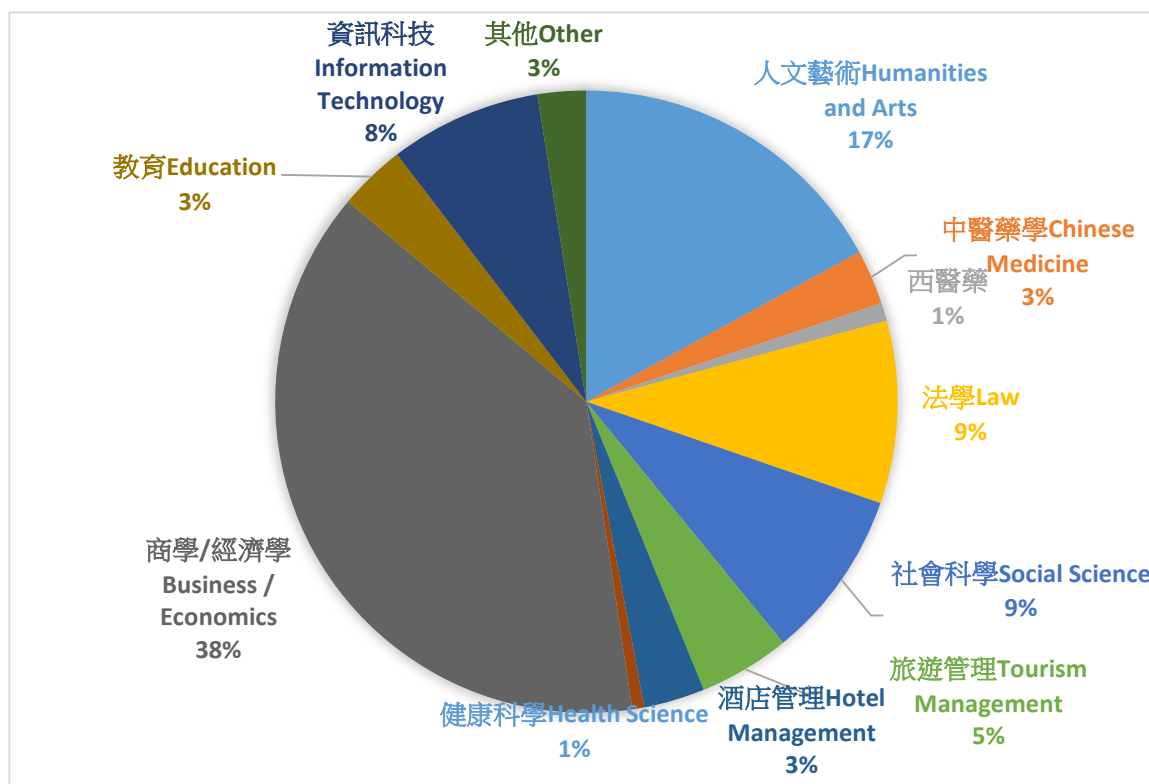
升學地區分佈 Distribution of areas for further studies			
澳門 Macau	31.48%	西班牙 Spain	0.93%
英國 United Kingdom	27.16%	加拿大 Canada	0.62%
澳洲 Australia	12.96%	瑞典 Sweden	0.62%
香港 Hong Kong	9.57%	意大利 Italy	0.62%
美國 America	5.56%	荷蘭 Netherlands	0.62%
新加坡 Singapore	3.09%	法國 France	0.31%
內地 Mainland China	2.47%	丹麥 Denmark	0.31%
瑞士 Switzerland	0.93%	比利時 Belgium	0.31%
日本 Japan	0.93%	德國 Germany	0.31%
葡國 Portugal	0.93%	芬蘭 Finland	0.31%

首 10 所最多畢業生升讀的院校如下：

The top 10 institutions with the largest number of graduates are as follows:

院 校 Colleges	Number of people
澳門科技大學 Macau University of Science and Technology	93
格拉斯哥大學 University of Glasgow	18
新南威爾士大學 The University of New South Wales	15
香港理工大學 Hong Kong Polytechnic University	14
墨爾本大學 The University of Melbourne	11
倫敦國王學院 King's College London	11
曼徹斯特大學 The University of Manchester	11
悉尼大學 The University of Sydney	8
新加坡國立大學 National University of Singapore	6
華威大學 The University of Warwick	6

修讀學術範疇分佈 Distribution of academic categories



畢業後就業的情況 Employment Status

就業的 118 名畢業生中，111 人（94.1%）從事全職工作，2 人（1.7%）從事兼職工作，2 人（1.7%）為自僱人士，3 人（2.5%）現正從事實習工作。

正在就業 16 名本地生中，15 人在澳門工作，1 人在香港工作。

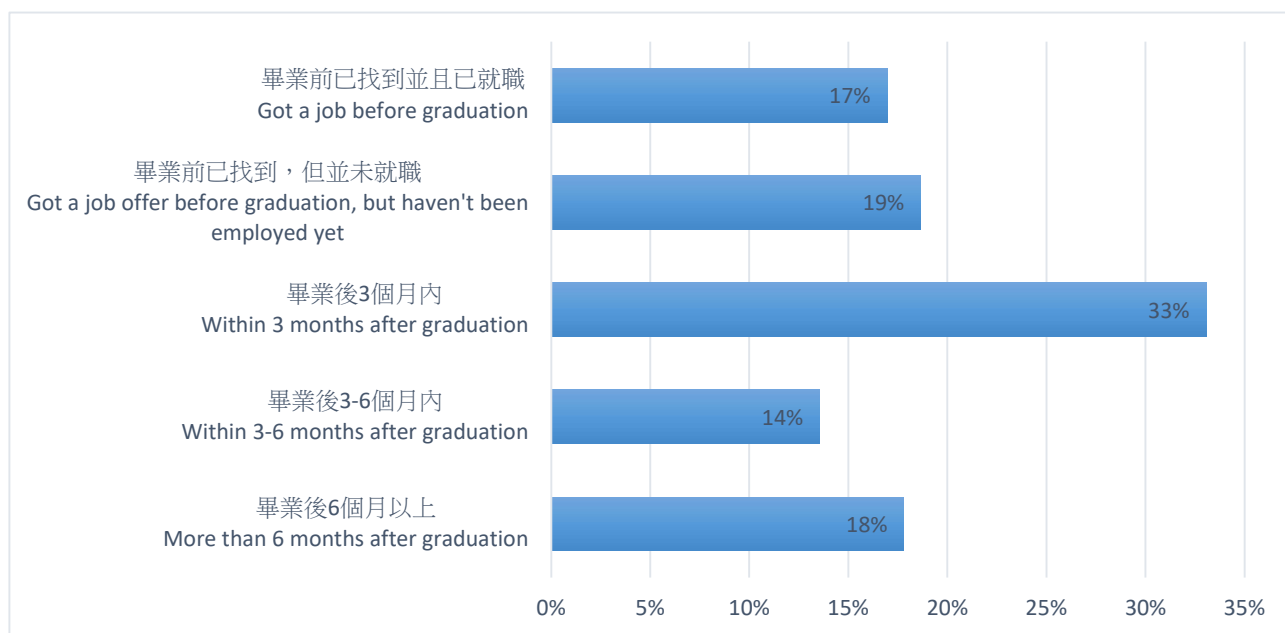
正在就業的 102 名非本地生中，在粵港澳大灣區工作的約佔 33%。

Among the 118 graduates employed, 111 (94.1%) are engaged in full-time jobs, 2 (1.7%) is engaged in part-time jobs, 2 (1.7%) are self-employed, and 3 (2.5%) is trainee.

Among the 16 local graduates employed, 15 work in Macau, 1 work in Hong Kong.

About 33% of the 102 non-local graduates are working in Greater Bay Area.

畢業後找到第一份工作的時間 Time of receiving the first job offer



畢業生的薪酬幅度（以澳門幣月薪計算）

Salary range of graduates (Monthly salary in MOP)

薪酬幅度	商學院	酒店與旅遊 管理學院	人文藝術學 院	法學院	創新工程 學院	中醫藥學 院	國際學院	博雅學 院	藥學院
Pay Ranges	School of Business	Faculty of Hospitality and Tourism Management	Faculty of Humanities and Arts	Faculty of Law	Faculty of Information Technology	Faculty of Chinese Medicine	University International College	School of Liberal Arts	School of Pharmacy
≤ MOP 5,000	0%	24%	16%	13%	0%	0%	17%	0	0%
MOP 5,001-8,000	16%	33%	53%	63%	14%	30%	33%	0	0%
MOP 8,001-11,000	26%	18%	11%	0%	29%	20%	33%	0	33%
MOP 11,001-14,000	23%	9%	11%	0%	29%	10%	17%	0	0%
MOP 14,001-17,000	19%	9%	5%	0%	0%	0%	0%	0	0%
MOP 17,001-20,000	3%	6%	5%	0%	14%	20%	0%	100%	33%
MOP 20,001-23,000	6%	0%	0%	0%	0%	10%	0%	0	33%
MOP 23,001-26,000	0%	0%	0%	13%	14%	0%	0%	0	0%
MOP 26,001-29,000	3%	0%	0%	0%	0%	10%	0%	0	0%
MOP 29,001-32,000	0%	0%	0%	0%	0%	0%	0%	0	0%
MOP 32,001-35,000	0%	0%	0%	0%	0%	0%	0%	0	0%
> MOP 35,001	3%	0%	0%	13%	0%	0%	0%	0	0%
總計 Total	100%	100%	100%	100%	100%	100%	100%	100%	100%

畢業生所從事行業的比例 Proportion of graduates in each industry

行業 Industry Sector	從事人數百分比 Percentage
銀行/金融 Banking / Finance	11.02%
旅遊/酒店 Tourism / Hotel	10.17%
貿易/零售/批發 Trading / Retail / Wholesale	5.08%
電腦/通訊 IT / Telecommunications	9.32%
教育 Education	5.93%
設計 Design	4.24%
廣告/公關 Advertising / Public Relations	4.24%
會計及核數 Accounting and Auditing	4.24%
公共行政 Government	2.54%
大眾傳播 Mass Communication	3.39%
餐飲 Food and Beverage	0.85%
交通運輸/物流 Transportation / Logistics	2.54%
法律 Law Firm and Legal Consultation	5.08%
房地產 Real Estate	3.39%
社會服務 Social Service	0.85%
建築 Architecture	1.69%
保險 Insurance	1.69%
醫療衛生 Medical Hygiene	12.71%
會展 Exhibition	0.85%
康體文化 Sports culture	0.85%
工程 Engineering	0.85%
其他 Others	8.47%

畢業生所擔任的職位列表 Job Nature of Employment

職業 Job Nature	百分比 Percentage
財務/會計 Finance / Accounting	6.78%
藝術/設計師 Art / Design	3.39%
接待員/客戶服務 Customer Services	3.39%
資訊科技人員 Information Technology	4.24%
市場宣傳/推廣 Marketing and Sales	5.08%
行政/秘書 Administration	5.08%
人力資源 Human Resources	3.39%
傳媒/公共關係 Public Relations	4.24%
採購/銷售員 Purchasing / Salesperson	7.63%
律師/法律顧問 Lawyer / legal Adviser	4.24%
教師/培訓 Teaching and Training	4.24%
管理培訓生 Management Trainee	7.63%
技工/工程師 Engineer	1.69%
活動協調/策劃員 Event Planner	3.39%
社工/輔導員 Social Worker / Counselor	0.85%
保險/地產從業員 Insurance / Real Estate Agent	2.54%
研究開發員 Research and Development Staff	1.69%
廚師 Chef	0.85%
翻譯 Translate	0.85%
醫生/醫務人員 Doctor / Medical Staff	6.78%
其它 Others	22.03%