

# 澳門科技大學

## 2018/2019 學年

### 本科生畢業一年後去向調查

#### Macau University of Science and Technology

#### 2018/2019 Bachelor's Degrees

#### Graduate Employment Survey Summary

在 2020 年 7 月 15 日至 2020 年 9 月 6 日，創業就業發展中心透過網絡問卷的方式，向 1,784 名已畢業一年（2018/2019 學年畢業生）的本科生進行調查，成功訪問的人數為 461 人。其中，本地畢業生 46 人（9.98%），非本地畢業生 410 人（88.94%），其他為 5 人（1.08%）

【註：學生沒有填寫個人資料，無法判斷為本地／非本地學生】。

From July 15 to September 6, 2020, CECP surveyed 1,784 undergraduates who have graduated for one year (graduates of the 2018/2019 academic year) through an online questionnaire. There were 461 responses collected. Among them were 46 local graduates (9.98%), 410 non-local graduates (88.94%), and 5 unidentified (1.08%) [Note: The students did not fill in their personal information and cannot be determined as local / non-local students].

#### 各學院受訪人數分佈：

The number of respondents from each faculty is as follows:

學 院 Faculty	受訪者總數 Response rate
商學院 School of Business	30.15%
酒店與旅遊管理學院 Faculty of Hospitality and Tourism Management	23.64%
人文藝術學院 Faculty of Humanities and Arts	16.49%
法學院 Faculty of Law	8.25%
資訊科技學院 Faculty of Information Technology	8.25%

中醫藥學院 Faculty of Chinese Medicine	6.07%
國際學院 University International College	6.07%
博雅學院 School of Liberal Arts	1.08%
總計 Total	100%

## 畢業後去向分佈 Distribution after graduation:

在 461 名學生中，畢業後去向佔比分佈如下：

Among the 461 students, distribution of their whereabouts after graduation is as follows:

升學 Study : 58.35%

就業 Work : 28.20%

創業 Entrepreneurship : 1.74%

升學和就業 Study & Work : 1.95%

就業和創業 Work & Entrepreneurship : 0.65%

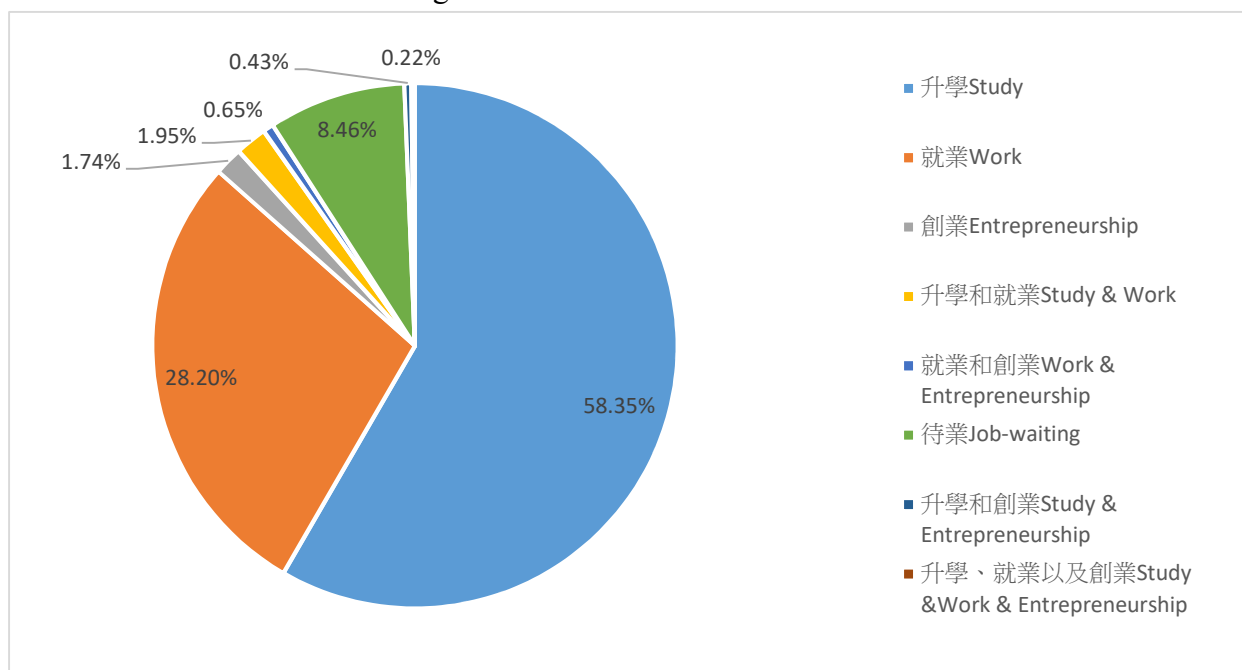
待業 Job-waiting : 8.46%

升學和創業 Study & Entrepreneurship : 0.43%

升學、就業以及創業 Study & Work & Entrepreneurship : 0.22%

圖 1. 畢業後去向比例分佈

Distribution of the students after graduation:



各學院畢業生，畢業一年後去向：

The whereabouts of the respondents from each college after graduation is as follows:

去向	商學院 School of Business	酒店與旅遊 管理學院 Faculty of Hospitality and Tourism Management	人文藝術 學院 Faculty of Humanities and Arts	法學院 Faculty of Law	資訊科技 學院 Faculty of Information Technology	中醫藥 學院 Faculty of Chinese Medicine	國際學院 University International College	博雅學 院 School of Liberal Arts
升學 Study	60%	52%	51%	68%	68%	78%	61%	0%
就業 Work	25%	35%	34%	21%	26%	15%	25%	20%
創業 Entrepreneurship	1%	2%	1%	5%	3%	0%	0%	20%
升學和就業 Study & Work	3%	1%	3%	0%	0%	0%	4%	20%
就業和創業 Work & Entrepreneurship	1%	1%	0%	3%	0%	0%	0%	0%
待業 Job-waiting	9%	9%	9%	3%	3%	7%	11%	40%
升學和創業 Study & Entrepreneurship	1%	0%	1%	0%	0%	0%	0%	0%
升學、就業和 創業 Study & Work & Entrepreneurship	1%	0%	0%	0%	0%	0%	0%	0%
總計 Total	100%	100%	100%	100%	100%	100%	100%	100%

## 畢業後升學的情況 Destination for graduate studies:

正在畢業生中升學的 279 名（包括升學同時就業的 9 名學生、升學同時創業的 2 名學生、升學同時就業及創業的 1 名學生）畢業生中，最多學生選擇到英國繼續升學（31.9%），而選擇留在澳門升學的學生亦佔了約 1/4 的人數。

Among the 279 graduates (including 9 students who are working, 2 students who are starting businesses, and 1 student who is working and starting a business at the same time) pursuing further studies, most students choose to continue their studies in the UK (31.9%), and about 25% of them choose to stay in Macau.

升學地區分佈 Distribution of areas for further studies			
英國 United Kingdom	31.9%	加拿大 Canada	1.1%
澳門 Macau	25.1%	日本 Japan	0.7%
澳洲 Australia	15.8%	葡國 Portugal	0.7%
香港 Hong Kong	7.5%	新西蘭 New Zealand	0.7%
美國 America	5.7%	西班牙 Spain	0.7%
新加坡 Singapore	3.6%	愛爾蘭 Ireland	0.4%
內地 Mainland China	2.9%	瑞典 Sweden	0.4%
瑞士 Switzerland	1.1%	丹麥 Denmark	0.4%
韓國 Korea	1.1%	奧地利 Austria	0.4%

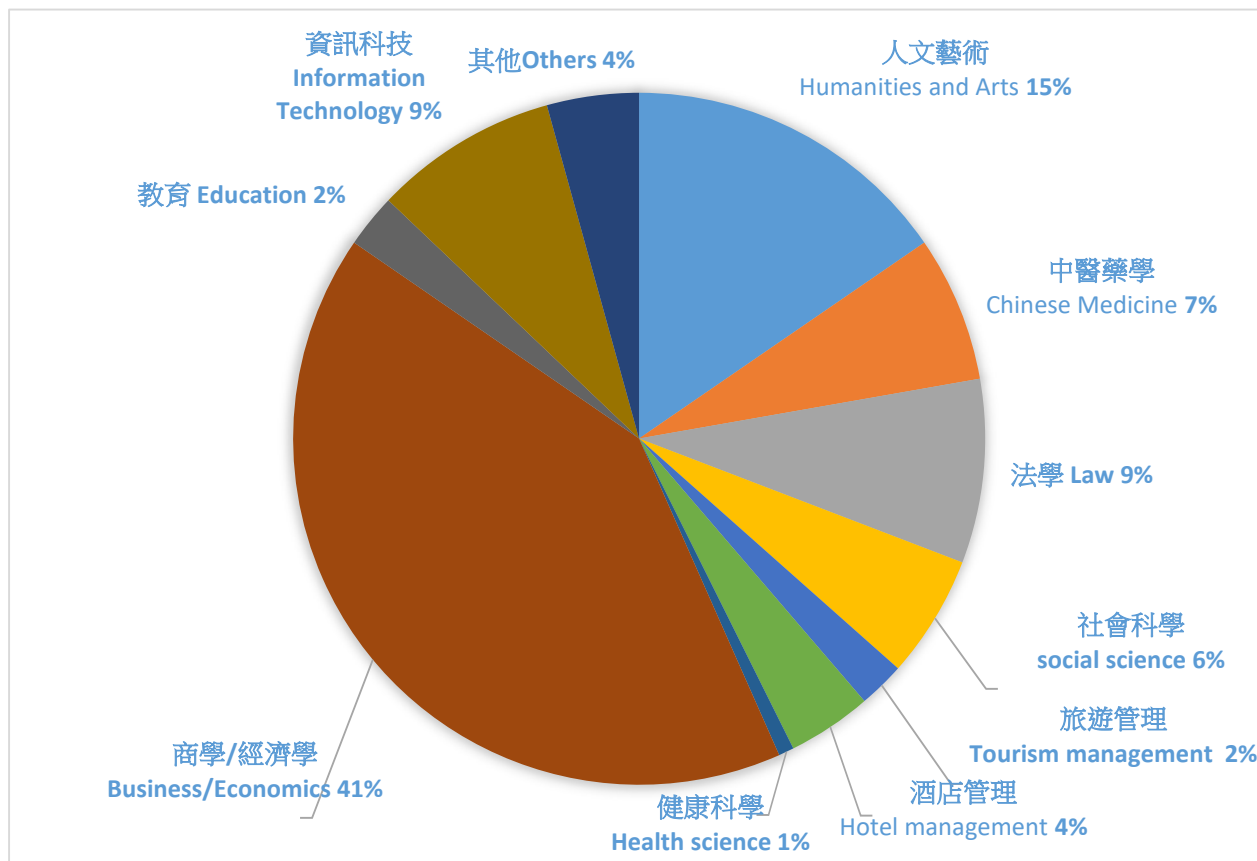
首 10 所最多畢業生升讀的院校如下：

The top 10 institutions with the largest number of graduates are as follows:

院校 Colleges	Number of people
澳門科技大學 Macau University of Science and Technology	67
墨爾本大學 The University of Melbourne	14
華威大學 University of Warwick	9
悉尼大學 The University of Sydney	9
新南威爾士大學 The University of New South Wales	9
布裡斯托大學 University of Bristol	8
杜倫大學 University of Durham	8

昆士蘭大學 The University of Queensland	8
香港中文大學 The Chinese University of Hong Kong	8
利茲大學 University of Leeds	7

### 修讀學術範疇分佈 Distribution of academic categories



### 畢業後就業的情況 Employment Status

就業的 140 名畢業生中，136 人（97.2%）從事全職工作，3 人（2.1%）從事兼職工作，1 人（0.7%）為自僱人士。

正在就業 24 名本地生中，23 人（95.8%）在澳門工作，1 人（4.2%）選擇在內地工作。

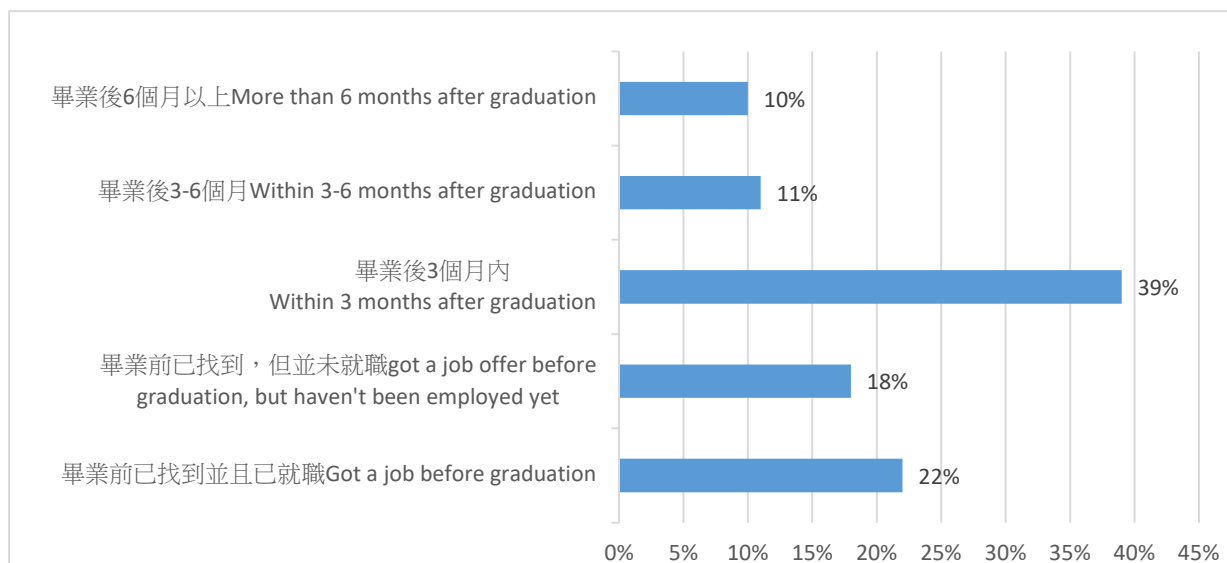
正在就業的 116 名非本地生中，在粵港澳大灣區工作的約佔 54.3%。

Among the 140 graduates employed, 136 (97.2%) are engaged in full-time jobs, 3 (2.1%) are engaged in part-time jobs, and 1 (0.7%) is self-employed.

Among the 24 local graduates employed, 23 (95.8%) work in Macao, and 1 (4.2%) choose to work in the mainland.

About 54.3% of the 116 non-local graduates are working in Greater Bay Area.

## 畢業後找到第一份工作的時間 Time of receiving the first job offer



## 畢業生的薪酬幅度 (以澳門幣月薪計算)

Salary range of graduates (Monthly salary in MOP)

薪酬幅度 Pay Ranges	商學院 School of Business	酒店與旅遊 管理學院 Faculty of Hospitality and Tourism Management	人文藝術 學院 Faculty of Humanities and Arts	法學院 Faculty of Law	資訊科技學 院 Faculty of Information Technology	中醫藥學 院 Faculty of Chinese Medicine	國際學院 University International College	博雅學院 School of Liberal Arts
≤ MOP 5,000	17.5%	5.1%	17.9%	22.2%	20.0%	25.0%	12.5%	0.0%
MOP 5,001-8,000	25.0%	20.5%	35.7%	11.1%	20.0%	0.0%	62.5%	0.0%
MOP 8,001-11,000	22.5%	10.3%	17.9%	33.3%	30.0%	50.0%	12.5%	0.0%
MOP 11,001-14,000	22.5%	12.8%	25.0%	11.1%	10.0%	25.0%	12.5%	0.0%
MOP 14,001-17,000	7.5%	38.5%	3.6%	0.0%	10.0%	0.0%	0.0%	0.0%
MOP 17,001-20,000	0.0%	7.7%	0.0%	11.1%	10.0%	0.0%	0.0%	0.0%
MOP 20,001-23,000	2.5%	2.6%	0.0%	0.0%	0.0%	0.0%	0.0%	50.0%
MOP 23,001-26,000	2.5%	0.0%	0.0%	0.0%	0.0%	0.0%	0.0%	0.0%
MOP 26,001-29,000	0.0%	0.0%	0.0%	0.0%	0.0%	0.0%	0.0%	0.0%
MOP 29,001-32,000	0.0%	0.0%	0.0%	0.0%	0.0%	0.0%	0.0%	50.0%
MOP 32,001-35,000	0.0%	0.0%	0.0%	11.1%	0.0%	0.0%	0.0%	0.0%
> MOP 35,000	0.0%	2.6%	0.0%	0.0%	0.0%	0.0%	0.0%	0.0%
總計 Total	100%	100%	100%	100%	100%	100%	100%	100%

## 畢業生所從事行業的比例 Proportion of graduates in each industry

行業 Industry Sector	從事人數百分比 Percentage
銀行/金融 Banking / Finance	13.57%
旅遊/酒店 Tourism / Hotel	12.86%
貿易/零售/批發 Trading / Retail / Wholesale	7.86%
電腦/通訊 IT / Telecommunications	7.86%
教育 Education	7.14%
設計 Design	7.14%
廣告/公關 Advertising / Public Relations	4.29%
會計及核數 Accounting and Auditing	4.29%
公共行政 Government	3.57%
大眾傳播 Mass Communication	3.57%
博彩娛樂 Entertainment and Gaming	2.86%
餐飲 Food and Beverage	2.86%
醫療衛生 Medical Health	2.86%
法律 Law Firm and Legal Consultation	2.86%
房地產 Real Estate	2.86%
顧問 Consulting Services	2.14%
社會服務 Social Services	1.43%
建築	1.43%

Architecture	
保險 Insurance	0.71%
會展 MICE	0.71%
工程 Engineering	0.71%
其他 Others	6.43%

### 畢業生所擔任的職位列表 Job Nature of Employment

職業 Job Nature	百分比 Percentage
財務/會計 Accounting and Auditing	10.01%
藝術/設計師 Art / Design	7.86%
接待員/客戶服務 Customer Services	7.14%
資訊科技人員 Information Technology	7.14%
市場宣傳/推廣 Marketing and Sales	6.43%
行政/秘書 Administration	6.43%
人力資源 Human Resources	5.71%
傳媒/公共關係 Public Relations	5.71%
採購/銷售員 Purchasing / Salesperson	4.29%
律師/法律顧問 Lawyer/legal Adviser	3.57%
教師/培訓 Teaching and Training	3.57%
管理培訓生 Management Trainee	3.57%
技工/工程師	2.86%



Engineer	
活動協調/策劃員 Event planner	1.43%
博彩從業員 Gaming	1.43%
廚師 Chef	1.43%
醫生/醫務人員 Medical and Health Services	1.43%
侍應 Waiter	0.71%
保險/地產從業員 Insurance / Real Estate Agent	0.71%
研究開發員 Research and Development Staff	0.71%
其它 Others	17.86%